


SUPERCAR CHALLENGE
SPA EURO RACE
FREE PRACTICE 2

Sector Analysis

Personal Best Session Best B Crossing the finish line in pit lane

Lap	D	Time	Sector 1	Sector 2	Sector 3	T. Spd	Elapsed	Lap	D	Time	Sector 1	Sector 2	Sector 3	T. Spd	Elapsed				
107	Team Raceart 1. Roger Grouwels							Porsche 991 GT3 Cup GT											
1	1	3:29.226	1:23.951	1:22.234	43.041	169.8	3:29.226	12	1	2:29.893	42.614	1:08.591	38.688	246.6	40:03.919				
2	1	2:37.365	45.287	1:12.861	39.217	248.3	6:06.591	1	1	3:43.230	1:25.992	1:32.147	45.091	154.7	3:43.230				
3	1	2:34.996	44.157	1:10.478	40.361	217.3	8:41.587	2	1	2:48.037	46.868	1:18.558	42.611	220.4	6:31.267				
4	1	2:33.701	43.761	1:11.172	38.768	247.7	11:15.288	3	1	2:45.105	45.538	1:17.187	42.380	172.5	9:16.372				
5	1	2:39.720	42.806	1:10.735	46.179	255.9	13:55.008	4	1	2:57.708	44.505	1:18.207	54.996	209.7	12:14.080				
6	1	5:18.023	2:46.823	1:29.809	1:01.391	251.7	19:13.031	5	1	4:04.602	2:07.699	1:15.933	40.970	221.8	16:18.682				
7	1	7:42.094	5:46.802	1:14.391	40.901	221.8	26:55.125	6	1	3:34.527	43.441	1:37.311	1:13.775	200.7	19:53.209				
8	1	2:31.877	42.830	1:10.509	38.538	254.1	29:27.002	7	1	7:15.144	5:07.696	1:22.963	44.485	191.2	27:08.353				
9	1	2:37.475	42.322	1:09.991	45.162	256.5	32:04.477	8	1	2:38.968	43.718	1:14.815	40.435	248.3	29:47.321				
10	1	5:44.018	3:52.924	1:10.609	40.485	250.0	37:48.495	9	1	2:34.653	43.097	1:12.251	39.305	243.8	32:21.974				
11	1	2:33.257	42.371	1:10.858	40.028	259.0	40:21.752	10	1	2:34.314	42.901	1:11.309	40.104	254.7	34:56.288				
								11	1	2:38.443	43.378	1:12.815	42.250	252.3	37:34.731				
								12	1	2:38.491	44.858	1:13.237	40.396	250.0	40:13.222				
108	JR Motorsport 1. Bob Herber							t.b.a. GT											
1	1	2:51.674	48.399	1:19.966	43.309	165.1	2:51.674	121	JR Motorsport 1. Daan Meijer							BMW M4 Silhouette GT			
2	1	2:38.069	44.759	1:13.377	39.933	229.3	5:29.743	1	1	3:26.147	1:16.544	1:25.211	44.392	151.7	3:26.147				
3	1	2:41.207	43.783	1:11.417	46.007	248.8	8:10.950	2	1	2:39.019	45.660	1:12.989	40.370	221.3	6:05.166				
4	1	4:41.263	2:48.599	1:12.941	39.723	246.0	12:52.213	3	1	2:36.166	44.568	1:10.575	41.023	237.4	8:41.332				
5	1	2:33.434	43.861	1:10.581	38.992	248.3	15:25.647	4	1	2:34.931	44.152	1:11.522	39.257	236.3	11:16.263				
6	1	2:49.539	43.406	1:14.086	52.047	252.9	18:15.186	5	1	2:34.209	44.141	1:11.327	38.741	243.8	13:50.472				
7	1	9:32.135	7:39.096	1:13.596	39.443	235.8	27:47.321	6	1	2:35.297	43.278	1:12.005	40.014	243.2	16:25.769				
8	1	2:35.370	43.442	1:12.495	39.433	246.0	30:22.691	7	1	3:40.018	46.308	1:36.166	1:17.544	161.7	20:05.787				
9	1	2:35.047	42.774	1:11.998	40.275	251.7	32:57.738	8	1	7:48.717	5:45.070	1:12.395	51.252	237.4	27:54.504				
10	1	2:34.341	43.096	1:12.062	39.183	254.1	35:32.079	9	1	4:15.784	2:25.938	1:10.717	39.129	225.0	32:10.288				
11	1	2:40.955	42.974	1:11.266	46.715	254.1	38:13.034	10	1	2:34.570	43.484	1:11.634	39.452	243.2	34:44.858				
109	Topper Team 1. Dirk Schulz							Porsche 997 GT3 Cup GT											
1	1	5:53.065	3:38.473	1:28.915	45.677	146.1	5:53.065	123	SDW Shipping by JR Motorsport 1. Koen Bogaerts 2. Mark van der Aa							BMW M4 Silhouette GT			
2	1	2:52.020	46.556	1:19.964	45.500	207.7	8:45.085	1	1	3:34.075	1:33.003	1:19.591	41.481	175.6	3:34.075				
3	1	2:50.168	47.357	1:19.345	43.466	202.6	11:35.253	2	1	2:39.269	47.072	1:11.887	40.310	220.4	6:13.344				
4	1	2:55.200	46.283	1:17.382	51.535	211.4	14:30.453	3	1	2:32.814	44.249	1:09.541	39.024	236.8	8:46.158				
5	1	6:22.816	2:59.716	1:59.704	1:23.396	96.2	20:53.269	4	1	2:30.968	44.205	1:08.576	38.187	236.3	11:17.126				
6	1	7:08.022	5:04.155	1:19.618	44.249	209.3	28:01.291	5	1	2:34.014	44.774	1:10.275	38.965	236.3	13:51.140				
7	1	2:49.437	46.653	1:20.024	42.760	188.2	30:50.728	6	1	2:42.886	43.146	1:10.122	49.618	240.5	16:34.026				
8	1	2:46.690	46.239	1:17.796	42.655	208.9	33:37.418	7	1	10:16.500	8:25.166	1:11.843	39.491	213.0	26:50.526				
9	1	2:48.124	45.837	1:19.254	43.033	181.5	36:25.542	8	1	2:31.904	43.734	1:09.175	38.995	237.4	29:22.430				
10	1	2:42.952	45.239	1:15.838	41.875	224.1	39:08.494	9	1	2:31.332	43.174	1:09.024	39.134	240.5	31:53.762				
11	1	2:44.950	45.697	1:16.704	42.549	222.2	41:53.444	10	1	2:31.653	43.362	1:09.388	38.903	241.6	34:25.415				
111	JR Motorsport 1. Ward Sluys 2. Bas Schouten							BMW M4 Silhouette GT											
1	1	3:34.421	1:22.842	1:26.776	44.803	169.0	3:34.421	11	1	2:30.613	43.026	1:08.762	38.825	240.5	36:56.028				
2	1	2:41.125	46.966	1:14.290	39.869	213.0	6:15.546	12	1	2:30.902	42.860	1:09.597	38.445	242.7	39:26.930				
3	1	2:36.945	45.224	1:12.187	39.534	233.3	8:52.491	13	1	2:30.653	42.873	1:08.891	38.889	241.6	41:57.583				
4	1	2:32.776	44.038	1:09.828	38.910	236.8	11:25.267	127	Cor Euser Racing 1. Cor Euser							Marcos Mantis GT			
5	1	2:33.303	43.624	1:09.121	40.558	238.4	13:58.570	1	1	17:48.037	...	1:27.649	1:03.526	176.2	17:48.037				
6	1	2:33.098	43.344	1:09.644	40.110	238.9	16:31.668	2	1	9:47.733	7:50.001	1:16.627	41.105	204.5	27:35.770				
7	1	4:27.105	1:02.802	1:58.188	1:26.115	104.9	20:58.773	3	1	2:35.559	43.449	1:12.105	40.005	241.1	30:11.329				
8	1	6:30.705	4:33.928	1:14.439	42.338	209.3	27:29.478	4	1	2:33.671	42.486	1:12.093	39.092	245.5	32:45.000				
9	1	2:48.651	44.876	1:13.160	50.615	232.3	30:18.129	5	1	2:45.285	42.337	1:10.603	52.345	257.8	35:30.285				
10	1	4:43.540	2:53.405	1:10.904	39.231	194.6	35:01.669												
11	1	2:32.357	44.903	1:08.377	39.077	238.9	37:34.026												



SUPERCAR CHALLENGE
SPA EURO RACE
FREE PRACTICE 2

Sector Analysis

Personal Best Session Best B Crossing the finish line in pit lane

Lap	D	Time	Sector 1	Sector 2	Sector 3	T. Spd	Elapsed	Lap	D	Time	Sector 1	Sector 2	Sector 3	T. Spd	Elapsed
9	1	2:40.046	46.185	1:13.047	40.814	220.0	33:05.943	9	1	2:44.607	47.100	1:16.098	41.409	236.3	33:21.745
10	1	2:48.298 B	46.935	1:12.740	48.623	224.1	35:54.241	10	1	2:45.199	45.652	1:16.639	42.908	238.9	36:06.944
11	1	3:49.757	1:56.882	1:12.232	40.643	217.7	39:43.998	11	1	2:43.541	45.794	1:15.668	42.079	232.8	38:50.485
12	1	2:39.866	46.137	1:12.940	40.789	222.2	42:23.864	12	1	2:55.596 B	45.858	1:16.137	53.601	238.9	41:46.081

217 **Ferry Monster Motorsport** Seat Sport Leon Cup Racer
1. Martin Huisman SS1
2. Teunis van de Grift

1	1	3:29.500	1:14.643	1:29.921	44.936	143.0	3:29.500
2	1	2:54.247	49.143	1:21.683	43.421	208.9	6:23.747
3	1	3:05.179 B	48.489	1:19.123	57.567	213.9	9:28.926
4	1	4:31.604	2:25.684	1:20.876	45.044	215.1	14:00.530
5	1	2:52.146	49.509	1:19.872	42.765	208.1	16:52.676
6	1	4:21.686 B	58.099	1:51.261	1:32.326	148.4	21:14.362
7	1	6:07.586	4:06.269	1:18.466	42.851	210.9	27:21.948
8	1	2:51.452	47.708	1:19.074	44.670	217.7	30:13.400
9	1	2:46.695	47.178	1:17.490	42.027	215.1	33:00.095
10	1	2:49.375	48.048	1:16.224	45.103	223.1	35:49.470
11	1	2:47.075	47.341	1:17.175	42.559	218.2	38:36.545
12	1	2:46.593	47.517	1:15.775	43.301	224.5	41:23.138

222 **Blueberry Racing** BMW E46 M3
1. Ronald van Loon SS1
2. Luuk van Loon

1	1	3:32.396	1:15.569	1:29.790	47.037	162.9	3:32.396
2	1	2:55.259	50.525	1:21.116	43.618	213.9	6:27.655
3	1	2:46.392	48.224	1:15.748	42.420	225.0	9:14.047
4	1	2:51.022 B	46.084	1:14.483	50.455	227.4	12:05.069
5	1	4:17.823	2:14.167	1:21.190	42.466	166.9	16:22.892
6	1	3:39.512 B	47.956	1:36.068	1:15.488	161.0	20:02.404
7	1	9:09.781 B	6:34.508	1:30.633	1:04.640	167.4	29:12.185

245 **Harders Plaza** BMW
1. Robert van den Berg SS1
2. Benjamin van den Berg

1	1	2:46.724	42.025	1:20.889	43.810	189.1	2:46.724
2	1	2:44.253	47.484	1:15.309	41.460	219.1	5:30.977
3	1	2:38.823	45.997	1:11.938	40.888	228.8	8:09.800
4	1	2:38.307	45.521	1:12.135	40.651	228.3	10:48.107
5	1	2:38.288	45.554	1:12.004	40.730	228.8	13:26.395
6	1	2:49.406	49.591	1:15.124	44.691	219.5	16:15.801
7	1	3:35.395 B	46.231	1:35.354	1:13.810	195.3	19:51.196
8	1	8:07.529	6:01.608	1:20.910	45.011	178.5	27:58.725
9	1	2:51.540					30:50.265
10	1	2:48.063					33:38.328
11	1	2:49.426					36:27.754
12	1	2:46.558					39:14.312
13	1	2:43.725					41:58.037

246 **Stichting Euro Autosport** BMW E92 M3
1. Ruud Olij SS1

1	1	4:16.875	2:07.585	1:22.822	46.468	168.5	4:16.875
2	1	2:52.520	49.734	1:19.754	43.032	214.7	7:09.395
3	1	2:43.837	46.507	1:15.350	41.980	231.8	9:53.232
4	1	2:45.188	46.452	1:17.204	41.532	224.1	12:38.420
5	1	2:43.629	45.697	1:15.707	42.225	230.8	15:22.049
6	1	3:16.550 B	45.696	1:27.062	1:03.792	237.4	18:38.599
7	1	9:14.184	7:13.263	1:18.758	42.163	225.5	27:52.783
8	1	2:44.355	45.767	1:16.409	42.179	240.0	30:37.138

259 **BS Racing Team** BMW E46 GTR
1. Marcel van de Maat SS1
2. Peter Schreurs

1	1	4:15.878	2:04.331	1:25.208	46.339	144.4	4:15.878
2	1	3:03.472 B	51.145	1:19.695	52.632	197.8	7:19.350
3	1	6:04.209	4:05.494	1:15.370	43.345	211.4	13:23.559
4	1	2:45.856	48.073	1:14.694	43.089	222.2	16:09.415
5	1	3:29.211 B	48.056	1:35.218	1:05.937	166.7	19:38.626
6	1	8:03.153	6:05.364	1:15.418	42.371	209.7	27:41.779
7	1	2:46.205	47.783	1:16.545	41.877	225.9	30:27.984
8	1	2:51.707 B	47.323	1:13.604	50.780	226.9	33:19.691
9	1	4:05.853	2:07.518	1:16.708	41.627	205.3	37:25.544
10	1	2:40.765	45.958	1:13.086	41.721	227.4	40:06.309

262 **Van der Kooi Racing** Lotus Exige V6
1. Roelant de Waard SS1

1	1	3:33.080	1:14.089	1:32.707	46.284	144.2	3:33.080
2	1	2:54.512	49.726	1:20.825	43.961	215.6	6:27.592
3	1	2:48.264	47.431	1:18.034	42.799	221.8	9:15.856
4	1	2:56.802 B	47.504	1:17.517	51.781	216.0	12:12.658
5	1	5:56.950 B	3:27.962	1:18.320	1:10.668	214.7	18:09.608
6	1	8:52.217	6:49.525	1:18.838	43.854	211.4	27:01.825
7	1	2:45.128	47.255	1:16.039	41.834	237.4	29:46.953
8	1	2:42.634	46.274	1:14.970	41.390	236.3	32:29.587
9	1	2:42.269	46.138	1:14.270	41.861	238.4	35:11.856
10	1	2:46.480	46.186	1:16.228	44.066	240.0	37:58.336
11	1	2:52.046 B	46.565	1:16.239	49.242	217.3	40:50.382

299 **JR Motorsport** BMW GTR
1. Rick Renmans SS1


1	1	3:34.985	1:31.898	1:20.326	42.761	190.8	3:34.985
2	1	2:45.430	49.063	1:15.236	41.131	231.3	6:20.415
3	1	2:46.744 B	44.950	1:12.355	49.439	238.9	9:07.159
4	1	7:05.503	5:10.801	1:13.490	41.212	220.9	16:12.662
5	1	3:27.627 B	45.659	1:35.433	1:06.535	196.4	19:40.289
6	1	9:03.757 B	7:00.452	1:15.382	47.923	218.6	28:44.046
7	1	4:55.493	2:52.104	1:20.114	43.275	210.1	33:39.539
8	1	2:48.702	48.429	1:16.974	43.299	214.3	36:28.241
9	1	2:45.629	47.788	1:15.142	42.699	210.9	39:13.870
10	1	2:46.067	46.238	1:15.398	44.431	220.9	41:59.937

305 **PDS Racing** Seat Leon Supercopa MK11
1. Michael Smith SS2

1	1	9:24.673	7:04.510	1:31.980	48.183	122.0	9:24.673
2	1	2:54.230	52.595	1:18.621	43.014	172.8	12:18.903
3	1	4:12.510 B	59.487	2:10.962	1:02.061	102.2	16:31.413

306 **Intersport Racing** Lamborghini Super Trofeo
1. Adam Hayes GT
2. Kevin Clarke

1	1	4:02.829	1:54.391	1:24.449	43.989	166.4	4:02.829
2	1	2:48.347	48.172	1:17.404	42.771	196.7	6:51.176



SUPERCAR CHALLENGE
SPA EURO RACE
FREE PRACTICE 2

Sector Analysis

Personal Best Session Best B Crossing the finish line in pit lane

Lap	D	Time	Sector 1	Sector 2	Sector 3	T. Spd	Elapsed	Lap	D	Time	Sector 1	Sector 2	Sector 3	T. Spd	Elapsed
8	1	2:57.559	52.098	1:18.099	47.362	198.5	30:38.349	3	1	2:55.650	50.368	1:19.871	45.411	204.9	11:58.175
9	1	3:02.135	49.116	1:19.705	53.314	205.7	33:40.484	4	1	2:51.899	50.114	1:17.018	44.767	206.1	14:50.074
10	1	3:14.008	B 49.507	1:18.288	1:06.213	212.2	36:54.492	5	1	3:17.901	B 49.831	1:18.441	1:09.629	207.3	18:07.975

360 DRDO BMW GTR SS2
1. Cees Lubbers
2. Leon Rijnbeek

1	1	4:12.510	1:49.977	1:33.031	49.502	159.5	4:12.510
2	1	3:00.393	51.307	1:22.207	46.879	174.8	7:12.903
3	1	2:53.961	49.388	1:19.861	44.712	211.4	10:06.864
4	1	2:52.805	49.415	1:19.552	43.838	212.2	12:59.669
5	1	3:02.699	B 48.743	1:18.433	55.523	216.4	16:02.368
6	1	11:10.627	8:58.007	1:24.729	47.891	184.0	27:12.995
7	1	2:52.604	47.735	1:19.387	45.482	221.8	30:05.599
8	1	2:50.386	48.173	1:17.744	44.469	220.0	32:55.985
9	1	2:50.342	49.390	1:17.806	43.146	220.9	35:46.327
10	1	2:52.711	48.935	1:20.644	43.132	224.1	38:39.038
11	1	2:50.048	47.458	1:18.267	44.323	222.7	41:29.086

370 DRDO VW Golf Tdi SS2
1. Pim Kievit
2. Nick von Dincklage

1	1	5:03.338	2:37.963	1:34.645	50.730	139.9	5:03.338
2	1	3:19.543	B 55.691	1:25.702	58.150	174.8	8:22.881
3	1	4:34.399	2:16.786	1:25.497	52.116	184.6	12:57.280
4	1	18:42.399	B 54.865			189.8	31:39.679

371 DRDO- Davytec BMW 130i SS2
1. Andre Seinen

1	1	3:31.536	1:13.659	1:29.799	48.078	139.4	3:31.536
2	1	3:00.348	53.943	1:20.854	45.551	201.5	6:31.884
3	1	2:56.380	51.463	1:18.638	46.279	203.4	9:28.264
4	1	2:58.921	51.524	1:19.995	47.402	192.2	12:27.185
5	1	2:55.896	51.056	1:19.391	45.449	174.8	15:23.081
6	1	3:43.915	B 50.237	1:28.585	1:25.093	206.5	19:06.996
7	1	9:45.588	7:31.857	1:22.708	51.023	179.1	28:52.584
8	1	4:20.514	2:14.756	1:20.343	45.415	182.4	33:13.098
9	1	2:59.080	50.810	1:19.803	48.467	199.6	36:12.178
10	1	5:12.905	3:06.017	1:19.996	46.892	187.8	41:25.083

401 Spirit Racing Renault Clio RS 2.0 16V Sport
1. Bart Drost

1	1	4:09.628	1:43.065	1:35.326	51.237	154.9	4:09.628
2	1	3:09.140	54.975	1:26.280	47.885	167.7	7:18.768
3	1	3:03.285	54.382	1:21.858	47.045	186.9	10:22.053
4	1	3:01.274	53.723	1:21.195	46.356	189.8	13:23.327
5	1	3:18.046	B 55.272	1:27.808	54.966	183.7	16:41.373
6	1	12:14.655	...	1:24.840	47.435	180.9	28:56.028
7	1	3:00.031	52.644	1:20.734	46.653	192.9	31:56.059
8	1	3:00.250	52.892	1:20.620	46.738	194.6	34:56.309
9	1	3:00.484	52.631	1:21.454	46.399	195.3	37:56.793
10	1	3:00.389	53.237	1:19.970	47.182	192.5	40:57.182

402 Traxx Racing Team Peugeot RCZ Cup Sport
1. Chris Voet
2. Bart van den Broeck

1	1	5:57.039	3:33.486	1:33.211	50.342	138.5	5:57.039
2	1	3:05.486	52.878	1:24.999	47.609	177.6	9:02.525

403 Spirit Racing Renault Clio RS 2.0 16V Sport
1. Rob Nieman

6	1	10:33.985	8:15.682	1:28.816	49.487	181.5	28:41.960
7	1	3:02.037	52.861	1:22.695	46.481	200.4	31:43.997
8	1	2:56.971	51.170	1:20.194	45.607	200.0	34:40.968
9	1	2:54.119	50.383	1:18.172	45.564	204.9	37:35.087
10	1	2:53.429	50.684	1:18.164	44.581	206.9	40:28.516

405 Bronckhorst Car Racing BMW Zilhouette 2.0 Sport
1. Henk Tappel
2. Toon Rutgers

1	1	4:07.579	1:42.016	1:35.237	50.326	160.7	4:07.579
2	1	3:08.976	55.457	1:26.939	46.580	176.5	7:16.555
3	1	2:56.327	51.123	1:20.041	45.163	201.5	10:12.882
4	1	2:56.205	50.461	1:20.019	45.725	201.1	13:09.087
5	1	2:57.697	50.574	1:20.996	46.127	204.5	16:06.784
6	1	3:29.883	B 50.559	1:34.636	1:04.688	172.2	19:36.667
7	1	8:03.179	5:53.590	1:22.612	46.977	172.5	27:39.846
8	1	2:55.969	50.890	1:19.612	45.467	179.7	30:35.815
9	1	2:56.114	51.107	1:18.681	46.326	206.1	33:31.929
10	1	2:55.392	50.688	1:18.920	45.784	185.9	36:27.321
11	1	2:53.479	50.805	1:17.722	44.952	206.5	39:20.800
12	1	2:55.223	50.622	1:19.410	45.191	197.8	42:16.023

405 Bronckhorst Car Racing BMW Zilhouette 2.0 Sport
1. Henk Tappel
2. Toon Rutgers


1	1	3:04.864	51.538	1:25.062	48.264	177.3	3:04.864
2	1	2:58.181	53.854	1:18.466	45.861	181.2	6:03.045
3	1	2:54.829	52.015	1:16.970	45.844	193.2	8:57.874
4	1	2:53.420	51.975	1:16.612	44.833	184.3	11:51.294
5	1	3:09.380	B 51.391	1:16.029	1:01.960	189.8	15:00.674
6	1	12:41.872	...	1:17.332	45.329	185.9	27:42.546
7	1	2:53.717	52.999	1:15.993	44.725	190.5	30:36.263
8	1	2:54.492	51.769	1:17.015	45.708	199.3	33:30.755
9	1	3:02.654	B 51.145	1:16.603	54.906	197.8	36:33.409
10	1	3:52.267	1:51.169	1:16.369	44.729	196.7	40:25.676

413 AT Motorsport Ford Focus Sport
1. Kim Troeijen
2. Wim Lemmers

1	1	3:26.896	58.630	1:35.266	53.000	138.8	3:26.896
2	1	3:11.306	57.630	1:25.211	48.465	189.1	6:38.202
3	1	3:03.583	54.155	1:21.807	47.621	187.2	9:41.785
4	1	3:17.373	B 53.752	1:23.878	59.743	187.2	12:59.158
5	1	5:38.168	B 2:59.308	1:35.451	1:03.409	180.9	18:37.326
6	1	10:09.917	7:52.131	1:28.412	49.374	169.3	28:47.243
7	1	3:03.895	53.909	1:21.680	48.306	185.6	31:51.138
8	1	3:00.876	53.898	1:20.583	46.395	189.1	34:52.014
9	1	2:58.792	52.551	1:19.559	46.682	193.2	37:50.806
10	1	3:14.167	B 53.245	1:23.443	57.479	188.8	41:04.973

416 Kustlicht Alfa 147 Sport
1. John van der Voort
2. Sandra van der Sloot

1	1	3:53.321	1:09.625	1:48.572	55.124	107.1	3:53.321
2	1	3:11.392	56.766	1:26.432	48.194	188.2	7:04.713
3	1	3:03.139	53.388	1:21.986	47.765	192.9	10:07.852
4	1	3:02.258	52.192	1:22.940	47.126	190.8	13:10.110



SUPERCAR CHALLENGE
SPA EURO RACE
FREE PRACTICE 2

Sector Analysis

■ Personal Best ■ Session Best B Crossing the finish line in pit lane

Lap	D	Time	Sector 1	Sector 2	Sector 3	T. Spd	Elapsed	Lap	D	Time	Sector 1	Sector 2	Sector 3	T. Spd	Elapsed
5	1	3:00.378	52.308	1:19.904	48.166	196.4	16:10.488								
6	1	3:45.050 B	53.265	1:39.820	1:11.965	162.7	19:55.538								
7	1	8:28.246	6:19.188	1:22.272	46.786	183.4	28:23.784								
8	1	2:56.069	51.612	1:18.873	45.584	196.7	31:19.853								
9	1	2:52.785	50.931	1:16.973	44.881	198.5	34:12.638								
10	1	2:51.139	50.340	1:16.312	44.487	198.5	37:03.777								
11	1	2:50.650	50.125	1:16.404	44.121	201.5	39:54.427								
12	1	3:08.508 B	50.452	1:17.442	1:00.614	199.6	43:02.935								

423

Spirit Racing
1. Jos Veldboer

Renault Clio RS 2.0 16V

1	1	8:23.091	6:01.492	1:31.629	49.970	166.4	8:23.091
2	1	3:09.837	55.118	1:26.076	48.643	173.9	11:32.928
3	1	3:06.298	53.751	1:24.151	48.396	183.1	14:39.226
4	1	3:22.641 B	53.246	1:24.709	1:04.686	171.7	18:01.867
5	1	10:47.212	8:34.363	1:24.456	48.393	167.2	28:49.079
6	1	3:03.560	52.856	1:23.126	47.578	180.9	31:52.639
7	1	3:05.070	53.369	1:22.579	49.122	184.3	34:57.709
8	1	3:04.179	53.207	1:23.091	47.881	183.7	38:01.888
9	1	3:02.045	52.510	1:22.260	47.275	187.2	41:03.933